

VOLUME 3

STANDING FIRM



TRAINING JUNIOR SOLDIERS

[SEPTEMBER–JANUARY | YEAR TWO]



TRAINING JUNIOR SOLDIERS®

Published by The Salvation Army National Christian Education Department,
National Headquarters, 615 Slaters Lane, Alexandria, VA 22315

First published in 2008, Revised June 2013

This publication is a national document and cannot be changed without the approval of the Commissioners' Conference. All rights reserved. No part of this curriculum may be reproduced, stored in or introduced into a retrieval system, or transmitted, in any form, or by any means (electronic, mechanical, photocopying, recording, or otherwise), without the prior written permission from the publishers, except where noted on handouts, publicity art, and lesson introduction pages. This includes the scanning, uploading, and distribution of this book via the Internet or via any other means. For permission information write: The Salvation Army, Christian Education Department, National Headquarters, 615 Slaters Lane, Alexandria, VA 22314.

All Scripture quotations, unless otherwise indicated, are taken from the Holy Bible, New International Version®, NIV®. Copyright ©1973, 1978, 1984, 2011 by Biblica, Inc.™ Used by permission of Zondervan. All rights reserved worldwide. www.zondervan.com The "NIV" and "New International Version" are trademarks registered in the United States Patent and Trademark Office by Biblica, Inc.™

Scripture marked MSG is taken from The Message (TM). Copyright 1993. Used by permission of NavPress Publishing Group.

All images courtesy of The Salvation Army and iStockphoto.

Every effort has been made to contact the copyright holders, but should there be any errors or omissions, The Salvation Army would be pleased to insert the appropriate acknowledgement into future productions of this publication.

MISSION STATEMENT

The Salvation Army, an international movement, is an evangelical part of the universal Christian church. Its message is based on the Bible. Its ministry is motivated by the love of God. Its mission is to preach the gospel of Jesus Christ and to meet human needs in His name without discrimination.

TERRITORY ADDRESSES

The Salvation Army Central Territory,
10 W. Algonquin Rd., Des Plaines, IL 60016

The Salvation Army Eastern Territory,
440 West Nyack Rd., West Nyack, NY 10994

The Salvation Army Southern Territory,
1424 Northeast Expressway, Atlanta, GA 30329

The Salvation Army Western Territory,
180 East Ocean Boulevard, Long Beach, CA 90802

TRAINING JUNIOR SOLDIERS STUDY MANUAL

VOLUME 3: STANDING FIRM | YEAR TWO

INTRODUCTION	5
Scope and Sequence	6
Definition of Terms and Symbols.....	7
Layout and Special Features	8
Record Keeping Helps.....	11
A Varied Approach to Mentoring Children	15
Memory Verse Bookmarks	17
ENROLLMENT SUNDAY.....	19
UNIT 1: The Trials Of Jesus And Stephen.....	25
Leader's Page.....	26
Lesson 1: The Trial Of Jesus.....	29
Lesson 2: Eyewitness At Jesus' Trial	57
Lesson 3: The Trial Of Stephen	77
Lesson 4: Paul As An Eyewitness.....	95
What Do You Think?	111
Unit Certificate	112
References.....	113
UNIT 2: Standing Firm Under Fire	115
Leader's Page.....	116
Lesson 1: God's Army: Early Persecution	119
Lesson 2: God's Army: A Growing Army	143
Lesson 3: God's Army: A Modern Army	171
Lesson 4: God's Army: I'll Do My Part.....	201
What Do You Think?	219
Unit Certificate	220
References.....	221



PUBLISHED BY
The Salvation Army

FOUNDER
General William Booth

GENERAL
André Cox

EXECUTIVE EDITOR
Major Christine Poff
*National Christian
Education Consultant*

PRODUCTION EDITOR
Carolyn J.R. Bailey

GRAPHICS
Steven E. Carpenter Jr.

COVER DESIGN
Steven E. Carpenter Jr.

Lessons based on materials
submitted by writers from
the four USA territories.

UNIT 3: Making Good Choices	223
Leader's Page.....	224
Lesson 1: You Don't Have To Be Weird	227
Lesson 2: You Can Make A Difference	245
Lesson 3: You Are Not Alone	267
Lesson 4: You Have A Right To Say "No"	287
What Do You Think?	306
Unit Certificate	307
References	308
 UNIT 4: Jesus Stood Firm.....	 309
Leader's Page.....	310
Lesson 1: In Temptation	313
Lesson 2: In Opposition.....	331
Lesson 3: When Betrayed	349
Lesson 4: In Death	367
What Do You Think?	382
Unit Certificate	383
References	384
 ANSWER KEY	 385

WELCOME TO TRAINING JUNIOR SOLDIERS!

The Training Junior Soldiers Course consists of ten volumes covering a five-year span. Each **Volume** contains four **Units** consisting of four **Lessons**. There are two volumes per year (September–January & February–May).

Each Training Junior Soldiers unit covers one of the following areas:



Bible



Christian/Spiritual Growth



The Salvation Army



To Be Like Jesus

The material is provided in a three-ring format. It's also available online and can be downloaded. All teaching material needed for each lesson is included in every volume. Suggested supplemental products can be found in the resource section at the end of each lesson.

The music CD *Great Big Praise for a Great Big God* is used throughout the lessons to enhance the Worship Program and other activities related to the lessons. You can purchase copies of the CD and song book by visiting <www.lillenas.com> or at your local Christian bookstore. (This CD was originally distributed with Training Junior Soldiers material in September 2003.)

The Bible being used for Training Junior Soldiers is *The Adventure Bible for Young Readers* (NIRV). Copies of this Bible can be purchased from your local bookstore, Christian retail store, online at <www.amazon.com> or Eastern Territory Trade Department.

Activity pages will need to be copied for each junior soldier. On occasion, other handouts will also need to be copied for each junior soldier.

BASIC CLASSROOM SUPPLIES

Each junior soldier classroom should be equipped with basic classroom supplies. These supplies will be used on a regular basis throughout the Training Junior Soldiers course. Leaders may want to create supply boxes for each junior soldier, or store supplies in a general area.

- Bibles
- Chalkboard/Dry Erase Board
- Chalk/Dry Erase Markers
- Crayons
- Markers
- Colored Pencils
- Scissors
- Glue
- Tape
- Pens/Pencils
- Construction Paper
- Copy Paper
- Poster Board
- CD Player/MP3 Player
- *Great Big Praise for a Great Big God* Music CD and book
- Old Testament, New Testament, and Salvation Army timelines

COURSE BREAKDOWN

4 Lessons=1 Unit

4 Units=1 Volume

2 Volumes=1 Year

10 Volumes=
Completed Course

JUNIOR SOLDIERS PROMISE

I know that Jesus is my Savior from sin.

I have asked Him to forgive my sins, and I will trust Him to keep me good.

By His help, I will be His loving and obedient child, and will help others to follow Him.

I promise to pray, to read my Bible, and to lead a life that is clean in thought, word and deed.

I will not use anything that may injure my body or my mind, including harmful drugs, alcohol and tobacco.

SCOPE & SEQUENCE

VOLUME 1: BEGINNINGS

- Unit 1: Bible Beginnings
- Unit 2: Birth of The Salvation Army
- Unit 3: Salvation
- Unit 4: Birth & Childhood of Jesus

VOLUME 6: GIVE IT AWAY

- Unit 1: Giving in the Bible
- Unit 2: Serving Jesus the Army Way
- Unit 3: Time, Talents, & Money
- Unit 4: How To Share Your Faith

VOLUME 2: FOUNDATION OF OUR FAITH

- Unit 1: One Great Faith
- Unit 2: Salvation Army Music & Literature
- Unit 3: Personal Devotions
- Unit 4: The Lord's Prayer

VOLUME 7: POWER SOURCE

- Unit 1: The Trinity
- Unit 2: The Holy Spirit at Work
- Unit 3: The Holy Spirit in Me
- Unit 4: The Fruit of the Spirit

VOLUME 3: STANDING FIRM

- Unit 1: The Trials of Jesus & Stephen
- Unit 2: Standing Firm Under Fire
- Unit 3: Making Good Choices
- Unit 4: Jesus Stood Firm

VOLUME 8: WORSHIPPING TOGETHER

- Unit 1: The Tabernacle
- Unit 2: Jesus Worshipped
- Unit 3: Christian Worship
- Unit 4: Army Worship

VOLUME 4: PEOPLE OF FAITH

- Unit 1: Old Testament People
- Unit 2: The Generals
- Unit 3: Notable Christians of the Church
- Unit 4: New Testament People

VOLUME 9: MAKING A DIFFERENCE

- Unit 1: Letters That Made a Difference
- Unit 2: People Who Make a Difference
- Unit 3: Jesus Makes a Difference
- Unit 4: God Can Make a Difference

VOLUME 5: STANDARDS TO LIVE BY

- Unit 1: The Ten Commandments
- Unit 2: I Promise
- Unit 3: Keeping Healthy
- Unit 4: Standards Jesus Lived By

VOLUME 10: LIVING THE LIFE

- Unit 1: Parables & Miracles
- Unit 2: Blessed Are You
- Unit 3: Developing Your Prayer Life
- Unit 4: Humanity of Jesus

DEFINITION OF TERMS & SYMBOLS

Lesson at a Glance: A chart at the beginning of each lesson outlines various activity options for the lesson. Beside each activity is the suggested grade level, the activity focus (doing, seeing, listening, discussion), necessary PITstops, and additional supplies needed. A checkmark is placed by activities to be presented if there is a short amount of class time (25-35 minutes).

ILO: The Intended Learning Outcome (ILO) is the aim or purpose of each lesson. It is found at the bottom of the Lesson at a Glance page.

PITstop: Material to help Put It Together (PIT). Visual aids, skits, and other activities to enhance the lesson are included as PITstops. PITstops are included after the lesson pages.

Dialogue Folder: A writing exercise to be completed by the junior soldiers at the end of each lesson. This is designed to facilitate communication between leader and junior soldiers. At the end of each class session the leader will collect Dialogue Folders. The leader will make comments on each folder and return the folders to the junior soldiers during the next meeting.

TLC: The Lesson Connection (TLC) indicates the application of each lesson to the daily and spiritual lives of junior soldiers. It's found at the end of each lesson.





Material is part of the Bible Unit



Involves junior soldiers through sight



Material is part of The Salvation Army Unit



Involves junior soldiers through hands-on experiences



Material is part of the Christian/Spiritual Growth Unit



Involves junior soldiers through listening



Material is part of the To Be Like Jesus Unit



Involves junior soldiers through discussion



A visual aid or activity to enhance the lesson is to be inserted at this point




Let's Do It (LDI) activity page



iSpeak dialogue page


LAYOUT & SPECIAL FEATURES


Each volume of Training Junior Soldiers material is set up the following way:



Memory Verse Bookmarks follow the introductory pages of each volume. There's one bookmark for each unit. The four memory verses of the unit are printed on the bookmark. Make a copy of the page for each junior soldier. At the end of each unit give junior soldiers the bookmark that corresponds to the unit completed. You may wish to copy the bookmarks on cardstock or mount on heavy paper.

Unit at a Glance provides a quick reference to the four lessons in the unit. The Intended Learning Outcome (ILO) for each lesson, Unit Aim, Unit Bible Truth, and Unit Bible Truth Scripture are outlined. The doctrines emphasized during the unit are listed at the bottom of the page.





Leader's Page is found at the beginning of each unit, behind the Unit at a Glance page. Each page has information on how the lessons in the unit connect to The Salvation Army, the students, and the leader.


Lesson at a Glance contains a chart that outlines various activity options for the lesson. Beside each activity is the suggested grade level, the activity focus, necessary

LESSON 1 AT A GLANCE

The Trial of Jesus


ACTIVITY	GRADE	FOCUS	NECESSARY SUPPLIES
OPTION 1: OPTION 1: The Trial of Jesus	1-4	1-4	OPTION 1: The Trial of Jesus
OPTION 2: OPTION 2: The Trial of Jesus	5-6	5-6	OPTION 2: The Trial of Jesus
OPTION 3: OPTION 3: The Trial of Jesus	7-8	7-8	OPTION 3: The Trial of Jesus
OPTION 4: OPTION 4: The Trial of Jesus	9-10	9-10	OPTION 4: The Trial of Jesus
OPTION 5: OPTION 5: The Trial of Jesus	11-12	11-12	OPTION 5: The Trial of Jesus
OPTION 6: OPTION 6: The Trial of Jesus	13-14	13-14	OPTION 6: The Trial of Jesus
OPTION 7: OPTION 7: The Trial of Jesus	15-16	15-16	OPTION 7: The Trial of Jesus
OPTION 8: OPTION 8: The Trial of Jesus	17-18	17-18	OPTION 8: The Trial of Jesus
OPTION 9: OPTION 9: The Trial of Jesus	19-20	19-20	OPTION 9: The Trial of Jesus
OPTION 10: OPTION 10: The Trial of Jesus	21-22	21-22	OPTION 10: The Trial of Jesus
OPTION 11: OPTION 11: The Trial of Jesus	23-24	23-24	OPTION 11: The Trial of Jesus
OPTION 12: OPTION 12: The Trial of Jesus	25-26	25-26	OPTION 12: The Trial of Jesus
OPTION 13: OPTION 13: The Trial of Jesus	27-28	27-28	OPTION 13: The Trial of Jesus
OPTION 14: OPTION 14: The Trial of Jesus	29-30	29-30	OPTION 14: The Trial of Jesus
OPTION 15: OPTION 15: The Trial of Jesus	31-32	31-32	OPTION 15: The Trial of Jesus
OPTION 16: OPTION 16: The Trial of Jesus	33-34	33-34	OPTION 16: The Trial of Jesus
OPTION 17: OPTION 17: The Trial of Jesus	35-36	35-36	OPTION 17: The Trial of Jesus
OPTION 18: OPTION 18: The Trial of Jesus	37-38	37-38	OPTION 18: The Trial of Jesus
OPTION 19: OPTION 19: The Trial of Jesus	39-40	39-40	OPTION 19: The Trial of Jesus
OPTION 20: OPTION 20: The Trial of Jesus	41-42	41-42	OPTION 20: The Trial of Jesus
OPTION 21: OPTION 21: The Trial of Jesus	43-44	43-44	OPTION 21: The Trial of Jesus
OPTION 22: OPTION 22: The Trial of Jesus	45-46	45-46	OPTION 22: The Trial of Jesus
OPTION 23: OPTION 23: The Trial of Jesus	47-48	47-48	OPTION 23: The Trial of Jesus
OPTION 24: OPTION 24: The Trial of Jesus	49-50	49-50	OPTION 24: The Trial of Jesus
OPTION 25: OPTION 25: The Trial of Jesus	51-52	51-52	OPTION 25: The Trial of Jesus
OPTION 26: OPTION 26: The Trial of Jesus	53-54	53-54	OPTION 26: The Trial of Jesus
OPTION 27: OPTION 27: The Trial of Jesus	55-56	55-56	OPTION 27: The Trial of Jesus
OPTION 28: OPTION 28: The Trial of Jesus	57-58	57-58	OPTION 28: The Trial of Jesus
OPTION 29: OPTION 29: The Trial of Jesus	59-60	59-60	OPTION 29: The Trial of Jesus
OPTION 30: OPTION 30: The Trial of Jesus	61-62	61-62	OPTION 30: The Trial of Jesus
OPTION 31: OPTION 31: The Trial of Jesus	63-64	63-64	OPTION 31: The Trial of Jesus
OPTION 32: OPTION 32: The Trial of Jesus	65-66	65-66	OPTION 32: The Trial of Jesus
OPTION 33: OPTION 33: The Trial of Jesus	67-68	67-68	OPTION 33: The Trial of Jesus
OPTION 34: OPTION 34: The Trial of Jesus	69-70	69-70	OPTION 34: The Trial of Jesus
OPTION 35: OPTION 35: The Trial of Jesus	71-72	71-72	OPTION 35: The Trial of Jesus
OPTION 36: OPTION 36: The Trial of Jesus	73-74	73-74	OPTION 36: The Trial of Jesus
OPTION 37: OPTION 37: The Trial of Jesus	75-76	75-76	OPTION 37: The Trial of Jesus
OPTION 38: OPTION 38: The Trial of Jesus	77-78	77-78	OPTION 38: The Trial of Jesus
OPTION 39: OPTION 39: The Trial of Jesus	79-80	79-80	OPTION 39: The Trial of Jesus
OPTION 40: OPTION 40: The Trial of Jesus	81-82	81-82	OPTION 40: The Trial of Jesus
OPTION 41: OPTION 41: The Trial of Jesus	83-84	83-84	OPTION 41: The Trial of Jesus
OPTION 42: OPTION 42: The Trial of Jesus	85-86	85-86	OPTION 42: The Trial of Jesus
OPTION 43: OPTION 43: The Trial of Jesus	87-88	87-88	OPTION 43: The Trial of Jesus
OPTION 44: OPTION 44: The Trial of Jesus	89-90	89-90	OPTION 44: The Trial of Jesus
OPTION 45: OPTION 45: The Trial of Jesus	91-92	91-92	OPTION 45: The Trial of Jesus
OPTION 46: OPTION 46: The Trial of Jesus	93-94	93-94	OPTION 46: The Trial of Jesus
OPTION 47: OPTION 47: The Trial of Jesus	95-96	95-96	OPTION 47: The Trial of Jesus
OPTION 48: OPTION 48: The Trial of Jesus	97-98	97-98	OPTION 48: The Trial of Jesus
OPTION 49: OPTION 49: The Trial of Jesus	99-100	99-100	OPTION 49: The Trial of Jesus
OPTION 50: OPTION 50: The Trial of Jesus	101-102	101-102	OPTION 50: The Trial of Jesus
OPTION 51: OPTION 51: The Trial of Jesus	103-104	103-104	OPTION 51: The Trial of Jesus
OPTION 52: OPTION 52: The Trial of Jesus	105-106	105-106	OPTION 52: The Trial of Jesus
OPTION 53: OPTION 53: The Trial of Jesus	107-108	107-108	OPTION 53: The Trial of Jesus
OPTION 54: OPTION 54: The Trial of Jesus	109-110	109-110	OPTION 54: The Trial of Jesus
OPTION 55: OPTION 55: The Trial of Jesus	111-112	111-112	OPTION 55: The Trial of Jesus
OPTION 56: OPTION 56: The Trial of Jesus	113-114	113-114	OPTION 56: The Trial of Jesus
OPTION 57: OPTION 57: The Trial of Jesus	115-116	115-116	OPTION 57: The Trial of Jesus
OPTION 58: OPTION 58: The Trial of Jesus	117-118	117-118	OPTION 58: The Trial of Jesus
OPTION 59: OPTION 59: The Trial of Jesus	119-120	119-120	OPTION 59: The Trial of Jesus
OPTION 60: OPTION 60: The Trial of Jesus	121-122	121-122	OPTION 60: The Trial of Jesus
OPTION 61: OPTION 61: The Trial of Jesus	123-124	123-124	OPTION 61: The Trial of Jesus
OPTION 62: OPTION 62: The Trial of Jesus	125-126	125-126	OPTION 62: The Trial of Jesus
OPTION 63: OPTION 63: The Trial of Jesus	127-128	127-128	OPTION 63: The Trial of Jesus
OPTION 64: OPTION 64: The Trial of Jesus	129-130	129-130	OPTION 64: The Trial of Jesus
OPTION 65: OPTION 65: The Trial of Jesus	131-132	131-132	OPTION 65: The Trial of Jesus
OPTION 66: OPTION 66: The Trial of Jesus	133-134	133-134	OPTION 66: The Trial of Jesus
OPTION 67: OPTION 67: The Trial of Jesus	135-136	135-136	OPTION 67: The Trial of Jesus
OPTION 68: OPTION 68: The Trial of Jesus	137-138	137-138	OPTION 68: The Trial of Jesus
OPTION 69: OPTION 69: The Trial of Jesus	139-140	139-140	OPTION 69: The Trial of Jesus
OPTION 70: OPTION 70: The Trial of Jesus	141-142	141-142	OPTION 70: The Trial of Jesus
OPTION 71: OPTION 71: The Trial of Jesus	143-144	143-144	OPTION 71: The Trial of Jesus
OPTION 72: OPTION 72: The Trial of Jesus	145-146	145-146	OPTION 72: The Trial of Jesus
OPTION 73: OPTION 73: The Trial of Jesus	147-148	147-148	OPTION 73: The Trial of Jesus
OPTION 74: OPTION 74: The Trial of Jesus	149-150	149-150	OPTION 74: The Trial of Jesus
OPTION 75: OPTION 75: The Trial of Jesus	151-152	151-152	OPTION 75: The Trial of Jesus
OPTION 76: OPTION 76: The Trial of Jesus	153-154	153-154	OPTION 76: The Trial of Jesus
OPTION 77: OPTION 77: The Trial of Jesus	155-156	155-156	OPTION 77: The Trial of Jesus
OPTION 78: OPTION 78: The Trial of Jesus	157-158	157-158	OPTION 78: The Trial of Jesus
OPTION 79: OPTION 79: The Trial of Jesus	159-160	159-160	OPTION 79: The Trial of Jesus
OPTION 80: OPTION 80: The Trial of Jesus	161-162	161-162	OPTION 80: The Trial of Jesus
OPTION 81: OPTION 81: The Trial of Jesus	163-164	163-164	OPTION 81: The Trial of Jesus
OPTION 82: OPTION 82: The Trial of Jesus	165-166	165-166	OPTION 82: The Trial of Jesus
OPTION 83: OPTION 83: The Trial of Jesus	167-168	167-168	OPTION 83: The Trial of Jesus
OPTION 84: OPTION 84: The Trial of Jesus	169-170	169-170	OPTION 84: The Trial of Jesus
OPTION 85: OPTION 85: The Trial of Jesus	171-172	171-172	OPTION 85: The Trial of Jesus
OPTION 86: OPTION 86: The Trial of Jesus	173-174	173-174	OPTION 86: The Trial of Jesus
OPTION 87: OPTION 87: The Trial of Jesus	175-176	175-176	OPTION 87: The Trial of Jesus
OPTION 88: OPTION 88: The Trial of Jesus	177-178	177-178	OPTION 88: The Trial of Jesus
OPTION 89: OPTION 89: The Trial of Jesus	179-180	179-180	OPTION 89: The Trial of Jesus
OPTION 90: OPTION 90: The Trial of Jesus	181-182	181-182	OPTION 90: The Trial of Jesus
OPTION 91: OPTION 91: The Trial of Jesus	183-184	183-184	OPTION 91: The Trial of Jesus
OPTION 92: OPTION 92: The Trial of Jesus	185-186	185-186	OPTION 92: The Trial of Jesus
OPTION 93: OPTION 93: The Trial of Jesus	187-188	187-188	OPTION 93: The Trial of Jesus
OPTION 94: OPTION 94: The Trial of Jesus	189-190	189-190	OPTION 94: The Trial of Jesus
OPTION 95: OPTION 95: The Trial of Jesus	191-192	191-192	OPTION 95: The Trial of Jesus
OPTION 96: OPTION 96: The Trial of Jesus	193-194	193-194	OPTION 96: The Trial of Jesus
OPTION 97: OPTION 97: The Trial of Jesus	195-196	195-196	OPTION 97: The Trial of Jesus
OPTION 98: OPTION 98: The Trial of Jesus	197-198	197-198	OPTION 98: The Trial of Jesus
OPTION 99: OPTION 99: The Trial of Jesus	199-200	199-200	OPTION 99: The Trial of Jesus
OPTION 100: OPTION 100: The Trial of Jesus	201-202	201-202	OPTION 100: The Trial of Jesus

PITstops, and additional supplies needed. A check mark is placed by activities that should ALWAYS be included. If there is time, additional material will greatly enhance the learning experience.



Size Wise teaching tips are located throughout the volume. Information included in Size Wise tips will help the leader choose or adapt activities for smaller or larger junior soldier brigades.

Teacher Options are in shaded boxes at the end of select activity options. Information listed provides the leader with creative alternatives to the written material.




Timesaving Tips are included to help the leader who's strapped for time. The information provided in Timesaving Tips will help the leader transform "wasted" time into valuable teaching time.



Teacher Tips provide information and helpful hints for a more productive classroom.



Be Aware tips provide information about ways to modify or adapt the lesson for children with special needs.


A **PITstop** page (Put It Together) is material the leader may incorporate throughout the lesson. A visual cue is located in the teaching material to indicate where the information is inserted. Each PITstop is labeled with a letter. PITstop pages are located behind the teaching material.





The program may be used during the lesson, or as a mid-week worship program.

Let's Do It! (LDI) pages are age-appropriate activity sheets to be copied for each junior soldier. Junior soldiers can complete them during the class session, or take them home as review sheets. LDI activity sheets are divided into three levels: 1st & 2nd grade, 3rd & 4th grade, and 5th & 6th grade.



iSpeak pages are at the end of each lesson behind the LDI activity pages. Each week at the conclusion of the lesson junior soldiers have an opportunity to share their thoughts, feelings, and questions about the material in the lesson.




HOMEpage is intended for families of junior soldiers. Included in each HOMEpage is a summary of information covered in the lesson, the memory verse, the aim/

purpose of the lesson, and a parent point. The parent point is designed to get parents talking to their children about what they're learning in junior soldiers. Send a copy of HOMEpage home with each junior soldier in your brigade.

A What Do You Think? evaluation form is provided at the end of each unit. Please make comments on what worked well in your

brigade, what needs improvement, and any creative adaptations you made to the lessons. The Christian Education staff at National Headquarters review each evaluation form.

Answer Sheets to LDI activity pages are included in the back of each volume.



This image shows a vertical rectangular area representing a page from a notebook or ledger. At the very top, there is a solid dark blue horizontal band. Within this band, seven small, evenly spaced white circles are arranged horizontally. The rest of the page is a light gray color, suggesting a background texture or a placeholder for content. There are no lines, text, or other markings on the page.

This image shows a vertical rectangular area representing a page from a notebook or ledger. At the very top, there is a solid dark blue horizontal band. Within this band, seven small, evenly spaced white circles are arranged horizontally. The rest of the page is a light gray color, suggesting a background texture or a placeholder for content. There are no lines, text, or other markings on the page.

[illegible][illegible]This image shows a vertical rectangular area representing a page from a notebook or ledger. At the very top, there is a solid dark blue horizontal band. Within this band, seven small, evenly spaced white circles are arranged horizontally. The rest of the page is a light gray color, suggesting a background texture or a placeholder for content. There are no lines, text, or other markings on the page.

This image shows a vertical rectangular area representing a page from a notebook or ledger. At the very top, there is a solid dark blue horizontal band. Within this band, seven small, evenly spaced white circles are arranged horizontally. The rest of the page is a light gray color, suggesting a background texture or a placeholder for content. There are no lines, text, or other markings on the page.

[illegible]

-
- This image shows a vertical rectangular area representing a page from a notebook or ledger. At the very top, there is a solid dark blue horizontal band. Within this band, seven small, evenly spaced white circles are arranged horizontally. The rest of the page is a light gray color, suggesting a background texture or a placeholder for content. There are no lines, text, or other markings on the page.

[illegible]

This image shows a vertical rectangular area representing a page from a notebook or ledger. At the very top, there is a solid dark blue horizontal band. Within this band, seven small, evenly spaced white circles are arranged horizontally. The rest of the page is a light gray color, suggesting a background texture or a placeholder for content. There are no lines, text, or other markings on the page.

This image shows a vertical rectangular area representing a page from a notebook or ledger. At the very top, there is a solid dark blue horizontal band. Within this band, seven small, evenly spaced white circles are arranged horizontally. The rest of the page is a light gray color, suggesting a background texture or a placeholder for content. There are no lines, text, or other markings on the page.

This image shows a vertical rectangular area representing a page from a notebook or ledger. At the very top, there is a solid dark blue horizontal band. Within this band, seven small, evenly spaced white circles are arranged horizontally. The rest of the page is a light gray color, suggesting a background texture or a placeholder for content. There are no lines, text, or other markings on the page.

JUNIOR SOLDIERS

Weekly Attendance

CORPS: _____ MONTH: _____ LEADER: _____

NAME	WEEK 1	WEEK 2	WEEK 3	WEEK 4	WEEK 5
1.					
2.					
3.					
4.					
5.					
6.					
7.					
8.					
9.					
10.					
11.					
12.					
13.					
14.					
15.					

JUNIOR SOLDIER LESSON COMPLETION RECORD

Name: _____

Birthday: _____

Phone: _____

Prayer Partner: _____

Preparation Course Completed: _____

Enrollment Date: _____

Honor Junior Soldier Completed: _____

Enrollment Date: _____

VOLUME 1: BEGINNING

Unit 1	Date	Unit 2	Date	Unit 3	Date	Unit 4	Date
Lesson 1		Lesson 1		Lesson 1		Lesson 1	
Lesson 2		Lesson 2		Lesson 2		Lesson 2	
Lesson 3		Lesson 3		Lesson 3		Lesson 3	
Lesson 4		Lesson 4		Lesson 4		Lesson 4	
Unit Complete		Unit Complete		Unit Complete		Unit Complete	

VOLUME 2: FOUNDATION OF OUR FAITH

Unit 1	Date	Unit 2	Date	Unit 3	Date	Unit 4	Date
Lesson 1		Lesson 1		Lesson 1		Lesson 1	
Lesson 2		Lesson 2		Lesson 2		Lesson 2	
Lesson 3		Lesson 3		Lesson 3		Lesson 3	
Lesson 4		Lesson 4		Lesson 4		Lesson 4	
Unit Complete		Unit Complete		Unit Complete		Unit Complete	

VOLUME 3: STANDING FIRM

Unit 1	Date	Unit 2	Date	Unit 3	Date	Unit 4	Date
Lesson 1		Lesson 1		Lesson 1		Lesson 1	
Lesson 2		Lesson 2		Lesson 2		Lesson 2	
Lesson 3		Lesson 3		Lesson 3		Lesson 3	
Lesson 4		Lesson 4		Lesson 4		Lesson 4	
Unit Complete		Unit Complete		Unit Complete		Unit Complete	

VOLUME 4: PEOPLE OF FAITH

Unit 1	Date	Unit 2	Date	Unit 3	Date	Unit 4	Date
Lesson 1		Lesson 1		Lesson 1		Lesson 1	
Lesson 2		Lesson 2		Lesson 2		Lesson 2	
Lesson 3		Lesson 3		Lesson 3		Lesson 3	
Lesson 4		Lesson 4		Lesson 4		Lesson 4	
Unit Complete		Unit Complete		Unit Complete		Unit Complete	

VOLUME 5: STANDARDS TO LIVE BY

Unit 1	Date	Unit 2	Date	Unit 3	Date	Unit 4	Date
Lesson 1		Lesson 1		Lesson 1		Lesson 1	
Lesson 2		Lesson 2		Lesson 2		Lesson 2	
Lesson 3		Lesson 3		Lesson 3		Lesson 3	
Lesson 4		Lesson 4		Lesson 4		Lesson 4	
Unit Complete		Unit Complete		Unit Complete		Unit Complete	

VOLUME 6: GIVE IT AWAY

Unit 1	Date	Unit 2	Date	Unit 3	Date	Unit 4	Date
Lesson 1		Lesson 1		Lesson 1		Lesson 1	
Lesson 2		Lesson 2		Lesson 2		Lesson 2	
Lesson 3		Lesson 3		Lesson 3		Lesson 3	
Lesson 4		Lesson 4		Lesson 4		Lesson 4	
Unit Complete		Unit Complete		Unit Complete		Unit Complete	

VOLUME 7: POWER SOURCE

Unit 1	Date	Unit 2	Date	Unit 3	Date	Unit 4	Date
Lesson 1		Lesson 1		Lesson 1		Lesson 1	
Lesson 2		Lesson 2		Lesson 2		Lesson 2	
Lesson 3		Lesson 3		Lesson 3		Lesson 3	
Lesson 4		Lesson 4		Lesson 4		Lesson 4	
Unit Complete		Unit Complete		Unit Complete		Unit Complete	

VOLUME 8: WORSHIPPING TOGETHER

Unit 1	Date	Unit 2	Date	Unit 3	Date	Unit 4	Date
Lesson 1		Lesson 1		Lesson 1		Lesson 1	
Lesson 2		Lesson 2		Lesson 2		Lesson 2	
Lesson 3		Lesson 3		Lesson 3		Lesson 3	
Lesson 4		Lesson 4		Lesson 4		Lesson 4	
Unit Complete		Unit Complete		Unit Complete		Unit Complete	

VOLUME 9: MAKING A DIFFERENCE

Unit 1	Date	Unit 2	Date	Unit 3	Date	Unit 4	Date
Lesson 1		Lesson 1		Lesson 1		Lesson 1	
Lesson 2		Lesson 2		Lesson 2		Lesson 2	
Lesson 3		Lesson 3		Lesson 3		Lesson 3	
Lesson 4		Lesson 4		Lesson 4		Lesson 4	
Unit Complete		Unit Complete		Unit Complete		Unit Complete	

VOLUME 10: LIVING THE LIFE

Unit 1	Date	Unit 2	Date	Unit 3	Date	Unit 4	Date
Lesson 1		Lesson 1		Lesson 1		Lesson 1	
Lesson 2		Lesson 2		Lesson 2		Lesson 2	
Lesson 3		Lesson 3		Lesson 3		Lesson 3	
Lesson 4		Lesson 4		Lesson 4		Lesson 4	
Unit Complete		Unit Complete		Unit Complete		Unit Complete	

A VARIED APPROACH TO SPIRITUALLY MENTORING TODAY'S CHILDREN & TOMORROW'S LEADERS

Those who lead children know that no two are alike. Each child is an individual with different likes and dislikes; ways of relating, learning, and understanding; and life situations. The purpose of the Training Junior Soldiers program is to provide opportunity for spiritual development of the young people in your corps.

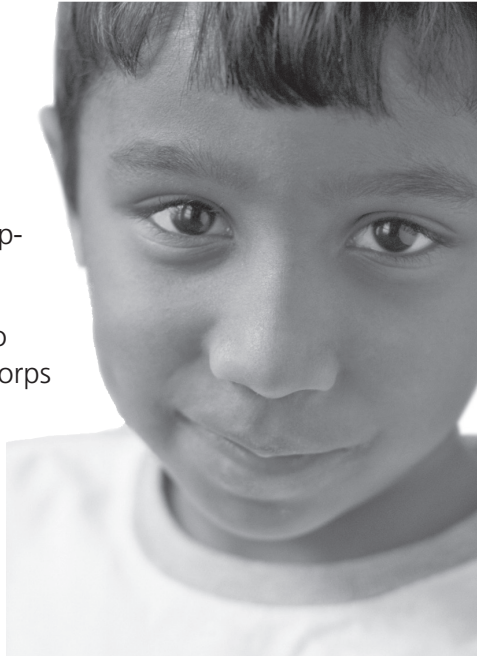
Just as no two children are alike, no two junior soldier brigades are alike. Some corps have one hour a week devoted to Training Junior Soldiers, while other corps only provide 25 minutes. Some corps separate each grade level in junior soldiers. Some corps combine all junior soldiers, grades 1-6, in one classroom with one leader. It's very difficult to program effectively when the age span is great, and the time span is short. In an attempt to address these challenges, a chart is provided on the Lesson at a Glance page to assist in choosing activities.

Each activity option is marked with the amount of time it takes to complete, what age level it's best suited for, and the activity focus. Additionally, the chart lists necessary PITstops and special supplies needed.

If you normally have only 25-35 minutes for Training Junior Soldiers, complete the activities with a check mark. The checked activities can be completed in a short time span without diminishing the meaning of the lesson.

If your corps schedule includes adequate time, a suggested Worship Program is included for each lesson. Leaders can enhance the Worship Program by designing program covers, or having youth groups perform. If you don't have time to include the Worship Program during Training Junior Soldiers, consider using it during other corps programs. The Worship Program could be used as a Sunday school preliminary, junior church, mid-week meeting, or Sunbeam or Adventure Corps devotional time. Using the Worship Program during the week following the lesson will serve as a reinforcement of concepts learned during the lesson.

The children in your brigade have differences other than age. They're different in socioeconomic status, culture, learning styles, interests, and abilities. In addition, many corps have junior soldiers with learning, emotional, physical, and/or developmental disabilities.





For this reason, each lesson contains a variety of approaches to learning. Memorization, arts and crafts, storytelling, drama, games, quizzes, puzzles, discussion, videos, snacks, role playing, and music are just a few of the ways children can learn by being involved in the lesson. Each lesson provides a variety of ways for children to engage in the lesson material.

Younger children in your brigade may have difficulty with writing activities at the end of each lesson. It's important to help these children communicate their thoughts without the added

frustration of the inability to read and write. Be sensitive to the needs of these children. Think about letting younger junior soldiers draw or speak their responses. Their thoughts are the important part of the activity, not the writing.

In society today there is a lack of good examples for young people to emulate. Children need positive role models and positive relationships with adults. Therefore, it's important to be involved in the lives of your junior soldiers. They need to know you care about them, their thoughts and feelings. Establishing a Dialogue Folder with each junior soldier is one way to keep the lines of communication open. Each week, at the conclusion of the lesson, junior soldiers have an opportunity to share their thoughts, feelings, and questions about the material in the lesson. What a wonderful opportunity to find out what's going on in the minds of your junior soldiers. Make comments in each folder. If junior soldiers have unanswered questions on their iSpeak pages, answer them as best you can. A few words written from you will help the junior soldiers understand your care and concern for them.

Another opportunity to build meaningful relationships between your junior soldiers and the adults in your corps is to create prayer partners. When a child is enrolled in your junior soldier brigade ask an adult member of your congregation to commit to praying for that child's spiritual development.

As a leader you know the children in your brigade better than anyone else. You know what does and doesn't work in your classroom. Adapt the material provided in each volume to best meet the needs of the junior soldiers in your brigade.

You've been given a wonderful ministry opportunity. When you enter the classroom each week you're teaching children lessons that will remain with them into adulthood. Children will make decisions to accept Jesus and God's saving grace because of your influence. God has entrusted you with His children. What an amazing thing!

STANDING FIRM

THE TRIALS OF JESUS AND STEPHEN

THE TRIAL OF JESUS
Luke 23:34a (NirV)

"Jesus said, 'Father, forgive them. They don't know what they are doing.'"

EYEWITNESS AT JESUS' TRIAL
Romans 10:13 (NirV)

"Scripture says, 'Everyone who calls on the name of the Lord will be saved.'"

THE TRIAL OF STEPHEN
1 Peter 4:16 (NirV)

"But suppose you suffer for being a Christian. Then don't be ashamed. Instead, praise God because you are known by that name."

PAUL AS AN EYEWITNESS
Romans 12:21 (NirV)

"Don't let evil overcome you. Overcome evil by doing good."



BIBLE UNIT

STANDING FIRM

STANDING FIRM UNDER FIRE

GOD'S ARMY:
Isaiah 26:3 (NirV)

"Lord, you will give perfect peace to anyone who commits himself to be faithful to you. That's because he trusts in you."

GOD'S ARMY:
A GROWING ARMY
Philippians 3:14 (NirV)

"I move on toward the goal to win the prize. God has appointed me to win it. The heavenly prize is Christ Jesus himself."

GOD'S ARMY:
A MODERN ARMY
John 13:34-35 (NirV)

"I give you a new command. Love one another. You must love one another just as I have loved you. If you love one another, everyone will know you are my disciples."

GOD'S ARMY:
I'LL DO MY PART
1 Corinthians 16:13-14 (NirV)

"Be on your guard. Stand firm in the faith. Be brave. Be strong. Be loving in everything you do."



SALVATION ARMY UNIT

STANDING FIRM

MAKING GOOD CHOICES

YOU DON'T HAVE TO BE WEIRD
Daniel 1:8 (NirV)

"Daniel decided not to make himself 'unclean' by eating the king's food and drinking his wine. So he asked the chief official for a favor. He wanted permission not to make himself 'unclean' with the king's food and wine."

YOU CAN MAKE A DIFFERENCE
Daniel 2:47 (NirV)

"The king said to Daniel, 'I'm sure your God is the greatest God of all. He is the Lord of kings. He explains mysteries. That's why you were able to explain the mystery of my dream.'"

YOU ARE NOT ALONE
Romans 8:28 (NirV)

"We know that in all things God works for the good of those who love him. He appointed them to be saved in keeping with his purpose."

YOU HAVE A RIGHT TO SAY "NO"
Matthew 5:16 (NirV)

"In the same way, let your light shine in front of others. Then they will see the good things you do. And they will praise your Father who is in heaven."



CHRISTIAN GROWTH UNIT

STANDING FIRM

JESUS STOOD FIRM

IN TEMPTATION

Hebrews 2:18 (NirV)

"He himself suffered when he was tempted. Now he is able to help others who are being tempted."

IN OPPOSITION

Psalms 33:11 (NirV)

"But the plans of the Lord stand firm forever. What he wants to do will last for all time."

WHEN BETRAYED


1 John 1:5 (NirV)

"Here is the message we have heard from him and announce to you. God is light. There is no darkness in him at all."

IN DEATH

Romans 5:6 (NirV)

"At just the right time Christ died for ungodly people. He died for us when we had no power of our own."



TO BE LIKE JESUS UNIT

