











God's Army: A Modern Army

ACTIVITY	MINUTES	GRADE LEVEL	FOCUS	PITstops	*OTHER SUPPLIES
<input checked="" type="checkbox"/> OPENING ACTIVITY An Army of Helpers	3	1-6			
<input checked="" type="checkbox"/> LESSON God's Army: A Modern Army	8	1-6	 	 A-G	
<input checked="" type="checkbox"/> MEMORY VERSE	5	1-6			
REINFORCEMENT ACTIVITY (Choose One Option)					
<input checked="" type="checkbox"/> OPTION 1 A World of Prayer	10	1-6	 	 A, H-L	
<input type="checkbox"/> OPTION 2 World Services Bank	6	1-6			cups
<input type="checkbox"/> WORSHIP PROGRAM Don't Worry, Pray!	10	1-6			
<input type="checkbox"/> LET'S DO IT! (LDI)					
Loving Others	5	1-2			
How Can I Help?	5	3-4			
Make A Difference	5	5-6			
<input checked="" type="checkbox"/> DIALOGUE FOLDER					
iSPEAK	5	1-2			
iSPEAK	5	3-4			
iSPEAK	5	5-6			

INTENDED LEARNING OUTCOME

This lesson will help junior soldiers understand what The Salvation Army is doing around the world in service to humankind. They'll realize the impact of their prayers and support on the global work of The Salvation Army.

YOU ARE HERE!



Place the timeline marker on **the present day** on the **Salvation Army** timeline.

*In addition to materials listed in this chart, you need Basic Classroom Supplies.

God's Army: A Modern Army

BACKGROUND INFORMATION FOR THE LEADER

UNIT AIM:

This unit will explore the faith and faithfulness of believers who have paved the way for The Salvation Army of today. Junior soldiers will learn how early Salvationists remained faithful even in the face of opposition and persecution. They'll find strength and encouragement to remain faithful witnesses for Jesus.

IN 1878, William Booth and his "cabinet" held a meeting to discuss the purpose of The Salvation Army (then called The Christian Mission) and to outline policy for the organization. During the meeting, William Booth stated that the purpose of The Salvation Army was to preach the Gospel of Jesus Christ in every corner of the world. A year later, Salvationists started holding meetings in other parts of the world.

Sometimes it was difficult for the Salvationists to move to other countries to spread the Gospel. They didn't understand the language or the customs. They even faced hostility from the people they wanted to help. But, the Salvationists persevered.

According to the latest information, September 2013, The Salvation Army works in 126 countries. Each corps faces unique challenges while serving its community in Jesus' name. Whether serving Thanksgiving dinner to the homeless, or providing cleaning supplies to victims of weather related disasters, The Salvation Army helps people who are in need physically, financially, emotionally, and spiritually.

Through the years, The Salvation Army has provided emergency relief for individuals and entire communities during times of disaster. Each year Salvationists are "mobilized" to different parts of the world to assist in The Salvation Army's relief efforts.

All Salvationists (young and old) can take part in The Salvation Army's service. You don't have to go overseas, or serve on a canteen during a disaster to take part. Some Salvationists participate by donating goods or money. Others participate through prayer.

Even the smallest junior soldier in your brigade can make a big impact on The Salvation Army's service by praying for The Salvation Army, its workers, and the recipients of service. Help your junior soldiers understand that their prayers and support can make a difference in the lives of people all over the world.



OPENING ACTIVITY

An Army of Helpers

Say: **Raise your hand if you like to help people.** *(Allow response.)* **Why do you like to help people?** *(Allow response.)* **How do you help people?** *(Allow response.)*

Say: **There are many ways we can help people. What are some ways we can help our friends and family members?** *(Allow response.)* **How can we help people we don't know very well?** *(Allow response.)*

Say: **Last week we talked about how The Salvation Army began in different countries around the world. Today we're going to talk about what The Salvation Army is currently doing to help people in other countries.**

LESSON

God's Army: A Modern Army

Show junior soldiers  A.

Say: **The Salvation Army provides many different services to people around the world. Here in the United States, The Salvation Army has corps buildings where people worship God, and attend Sunday school, Moonbeams, Sunbeams, Girl Guards, Adventure Corps, Corps Cadets, Junior Soldiers, Home League, and Men's Club. The Salvation Army runs shelters and thrift stores, and Adult Rehabilitation Centers to help people who are addicted to drugs and alcohol. The Salvation Army runs day care centers for children and senior citizens, after-school programs, summer camps, and even hospitals.**

The Salvation Army provides many of these services and more around the world! In many countries The Salvation Army has corps buildings like here in The United States. However, in some countries there are no Salvation Army corps buildings, but The Salvation Army is at work.

Show junior soldiers  B.

Say: **There are people in Iraq and Afghanistan who are refugees because of the upheaval and war. Refugees are people who must leave their homes because of what's going on around them. Many people have been forced to leave their homes because the fighting from a war is close to their house, or because the government steals the land from them. Because they have no place to live, they move around looking for**



MATERIALS NEEDED:

-  A-G



a place to set up a tent or a temporary house. Refugees don't have toilets or showers, they don't have television, microwave ovens, refrigerators, or even sinks with running water.

In Iraq and Afghanistan The Salvation Army is working to help refugees. From March 2002 to March 2003, over two million refugees returned to Afghanistan from other countries. Many refugees found their houses were damaged or destroyed. The Salvation Army sent a few leaders to Afghanistan to find out what the people needed most.

Leaders of The Salvation Army met with leaders of the refugees and decided that the refugees needed warm blankets and clothing for the winter. The Salvation Army worked to develop a plan to help the people of Afghanistan by giving them blankets, coats, sweaters, and boots to prepare for cold winter weather.

Say: In Iraq The Salvation Army is helping two groups of people—the Iraqi people, and members of the U. S. military.

Show junior soldiers  C.

Say: During the war, water, electricity, and gas lines were cut off. Millions of people had no electricity, no running water, and no gas to light their ovens or stoves. They had no way to cook! The Salvation Army leaders decided to do something to help the people. The Salvation Army gave away small tanks of gas for the Iraqi families to use to cook in their homes. Even today people don't receive reliable electricity, gas, and running water.

The leaders of the World Food Program were so impressed by The Salvation Army's ability to help the people of Iraq, that they asked The Salvation Army to help lead the food program in Iraq. Two Salvation Army staff members work at each food station making sure that needy Iraqi children and their families receive food.

Show junior soldiers  D.

Say: Not only does The Salvation Army help the people of Iraq, it's helping the members of the U. S. military who are serving in Iraq. The Salvation Army has given many members of the military packets with writing paper, pens, envelopes, and stamps so they can write to their friends and families at home. The Salvation Army is doing many things to help the troops serving overseas. Members of The Salvation Army send care packages with snack food, socks, phone cards, shampoo, sunscreen, and other important items to the troops around the world! It's important to The Salvation Army to help the troops, because they help us by fighting for our freedom.



LESSON 3

Move the timeline marker to 2005 on the Salvation Army timeline.

Show junior soldiers  E.

Say: **The Salvation Army helps people in many different situations. In Afghanistan and Iraq, The Salvation Army is helping people because of the destruction caused by the war. On October 29, 2012, an enormous hurricane-driven storm, nicknamed “Super Storm Sandy”, came ashore along the east coast, bringing flooding and destruction to homes, business, boardwalks and beaches. New Jersey, New York and Connecticut were hardest hit. Salvation Army Emergency Disaster Teams were immediately on the job, bringing water, food, clothing, shelter and spiritual comfort to thousands who had been driven from their homes by the flooding. Emergency Response Centers were organized where survivors could receive needed supplies for day-to-day living. The Response Centers continued for six months, and were followed with ongoing care through case management services, which help the survivors locate resources needed to rebuild and refurnish their homes. The Salvation Army also coordinates support groups for survivors, where they can share their experiences of the storm, as well as help each other with information about restoration programs. The ministry of The Salvation Army is enriched by the participation of officers, employees, volunteers, soldiers and fellow organizations.**

Move timeline marker to 2012 on the Salvation Army timeline.

Show junior soldiers  F.

Say: **When terrible rainstorms brought flooding to Cuttack and Bihar State, India, The Salvation Army distributed cleaning supplies and food to over 750 families affected by the flooding.**

The Salvation Army works in many countries around the world, helping people who’ve been hurt by hurricanes, tornados, floods, and earthquakes.

The Salvation Army also helps people when they have personal problems like being addicted to drugs and alcohol, or when they lose their jobs and need help paying their bills.

Show junior soldiers  G.

Say: **In Costa Rica, The Salvation Army runs a center to help teenage boys who are addicted to drugs and alcohol. The Centro Modelo is like an Adult Rehabilitation Center, but for teenagers. The boys live at the Centro Modelo. When they aren’t in classes learning about the dangers of drugs and alcohol, they’re learning skills that will be helpful when**



they leave the center. Some of the boys attend classes on gardening, woodworking, and pig breeding.

The Centro Modelo also has a corps. Many people from the neighborhood and the families of the boys in the program come together on Sundays for church. The program at the Centro Modelo is very successful in helping teenage boys who are addicted to drugs and alcohol.

The Salvation Army loves to help people. When William Booth started The Salvation Army, he wanted to serve God by helping man. In the Bible, God tells us to help others. We can help The Salvation Army by helping the people in our community who need to know Jesus.




MATERIALS NEEDED:

- marker board/
poster board
- paper
- tape



The portion of the memory verse printed in *italics* is the portion of the verse for younger junior soldiers to memorize.

MEMORY VERSE

John 13:34-35 (NIV) 

"I give you a new command. *Love one another. You must love one another, just as I have loved you.* If you love one another, everyone will know you are my disciples."

Write the memory verse on the marker board or a piece of poster board. After you have reviewed the verse several times, cover a word with a piece of paper (or erase a word if using a board). Continue with this until the verse is memorized.



TEACHER TIPS:




If you have mostly younger junior soldiers, only write the words in *italics* on the board or poster board.



REINFORCEMENT ACTIVITIES

(CHOOSE ONE OPTION)

A World of Prayer (Option 1)

Before class, make one copy of  A for each junior soldier. Divide classroom into five areas to represent the five global zones of The Salvation Army. At each area, place the  with information about that zone ( H-L).

Divide junior soldiers into five groups.

Say: **The Salvation Army works around the world to help people who are in need. Today we talked about a few of them. You can help The Salvation Army help others by praying. Today we're going to pray for each of the areas of the world where The Salvation Army is at work.**

Send each group to one of the areas of the room. After a few minutes, instruct groups to rotate to the next station. Continue until all junior soldiers have prayed for each area. Instruct junior soldiers to write or draw their prayers for each area on the map. Offer a closing prayer.



TEACHER TIPS:

If your brigade is mostly younger junior soldiers, you may want to ask five corps cadets or teenagers to help you during this activity. Assign one volunteer to each station to help lead junior soldiers in prayer.

World Services Bank (Option 2)

Give each junior soldier a Styrofoam or plastic cup, one piece of construction paper, scissors, and tape. Instruct junior soldiers to trace the top rim of the cup on the piece of construction paper, to cut out the circle, and to cut a small opening (large enough for a quarter) in the center of the circle. Help junior soldiers tape the circle on the top of their cup.

Say: **Each year our corps raises money to help The Salvation Army's work in other countries. We call this World Services. Every little bit of money helps to build houses, schools, corps, and hospitals in other countries. Our money helps to buy food for families in countries where there's little food to eat.**

Over the next few weeks when you have extra money, even a penny or two a day; put it in your bank. We'll give our money to The Salvation Army World Services to help people in other countries.



MATERIALS NEEDED:

-  A, H-L



MATERIALS NEEDED:

- cups
- construction paper
- scissors
- tape
- crayons/markers



If time permits, allow junior soldiers to decorate their banks. Remind junior soldiers when your corps has World Services In-gathering so they can contribute their banks.

**TIME SAVING TIP:**

If you usually run short on time, cut out the circles before coming to class.

TEACHER OPTION:

Make the World Services Bank a corps project. Instead of, or in addition to, creating banks in junior soldier class, create a large bank to place in the corps for all members of the corps to contribute their spare change to World Services. Ask your corps officer to make an announcement about the project and the location of the bank.



WORSHIP PROGRAM

CHORUS: Song #75: "Make Me a Servant"
(Track #25, *Great Big Praise* CD 2)

SCRIPTURE: Philippians 4:4-7 (NirV)

CHORUS: Song #82: "Lord, Listen to Your Children Praying"
(Track #32, *Great Big Praise* CD 2)

DEVOTIONAL

Don't Worry, Pray! 7

Say: **Raise your hand if you know what the word worry means.**
(Allow response.) **When someone worries, they think about something a lot. Sometimes they think about it all day long, and can't think of anything else.**

Have you ever worried about something? (Allow response.) **What do you worry about?** (Allow response.) **People worry about all kinds of things. They worry about little things like what clothes to wear, or what type of cereal to eat for breakfast. Some people worry about big things like if they have enough money to pay their bills, or if they're good parents. People worry about war, starvation, earthquakes, and floods.**

It's not good to worry all the time. When people worry all the time we call them "worry warts" because they become sad from worrying all the time. The Bible tells us that we shouldn't worry.

Read Philippians 4:4-7.

Say: **Instead of worrying about something, we should pray about it. When something pops into your head and you start to worry, pray to God about it. It'll make you feel better to pray to God, instead of worrying about something all by yourself.**

PRAYER



Remember to fill out
the *What Do You Think*
Evaluation on page 219.

